

Rainbow District School Board has recently implemented Google Apps for Education (GAFE) accounts for all teachers and students. The instructions below will guide you in activating and accessing your new Google student account. Student email accounts have the following format:

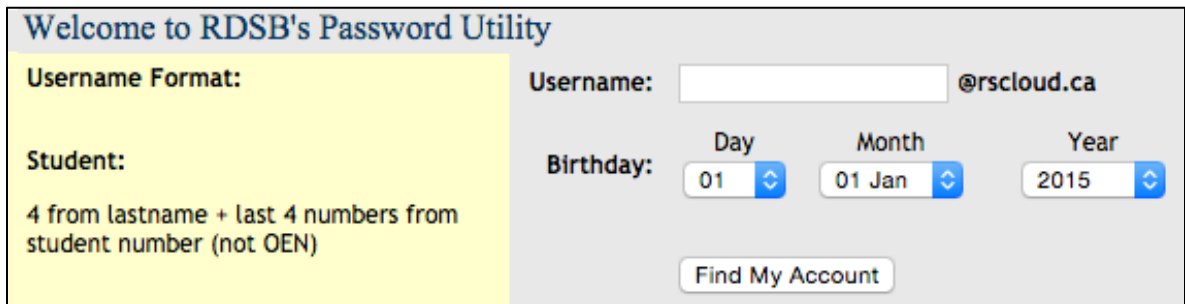
username@rscloud.ca

As of September 2015, all student emails will be associated with the "rscloud.ca" domain.

Student usernames consist of the first 4 characters of their last name + last 4 digits of their RDSB student number.

Set/Reset your RDSB Google account password:

1. Go to the [Password Change Utility: https://password.rainbowschools.ca](https://password.rainbowschools.ca) to set/reset your password.



Welcome to RDSB's Password Utility

Username Format:

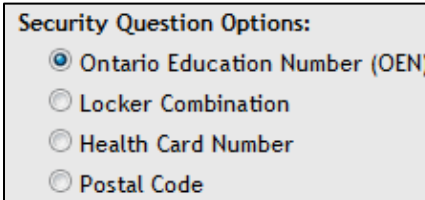
Student:
4 from lastname + last 4 numbers from student number (not OEN)

Username: @rscloud.ca

Birthday:

Day: Month: Year:


Information needed to validate and set password:




Security Question Options:

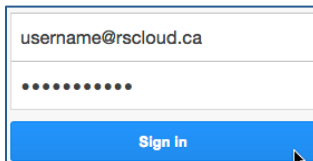
- Ontario Education Number (OEN)
- Locker Combination
- Health Card Number
- Postal Code

Logging in to your Google Account:

2. Go to: www.google.com  Chrome is the suggested browser when accessing GAFE

3. Click on the  icon

4. Enter your "rscloud.ca" account credentials and click **Sign In**



username@rscloud.ca

.....

Login: *username@rscloud.ca*

Password: *password*

5. When you are logged in, click the  icon to access apps.

